

Scaled data based on original data using
LM-79-08 Approved Method: Electrical and Photometric Measurements of Solid-
State Lighting Products

Test Report Prepared for
Cooper Lighting Solutions
(formerly Eaton)

Brand: STREETWORKS

Report Number: P526817

Luminaire Tested: **GLAN-SA1D-740-U-5MQ-GRSBK**

Issue Date: 5/27/2021

Test Information

Test Method: LM-79-08
Report Number: P526817
TEST IS SCALED FROM IESNA LM-79-08 TEST DATA (G3-2011-057-3)
Test Lab: INNOVATION CENTER
Issue Date: 5/27/2021
Manufacturer: COOPER LIGHTING SOLUTIONS (FORMERLY EATON)
Product Line: STREETWORKS
Catalog Number: GLAN-SA1D-740-U-5MQ-GRSBK
Description: GALLEON AREA AND ROADWAY LUMINAIRE
(1) 70 CRI, 4000K, 1200mA LIGHTSQUARE WITH 16 LEDS AND TYPE V MEDIUM OPTICS WITH BLACK GLARE REDUCTION SHIELD
Light Source: -
Ballast/Driver: ELECTRONIC DRIVER

Summary

Lumens per Lamp: N/A
Luminaire Lumens: 4698 lumens
Efficiency: N/A
Efficacy: 72.3 lumens/watt
Luminous Opening: Rectangular (W 0.5' x L: 0.5' x H: 0')
IES Classification: Type V - Short
BUG Rating: B2 - U0 - G0

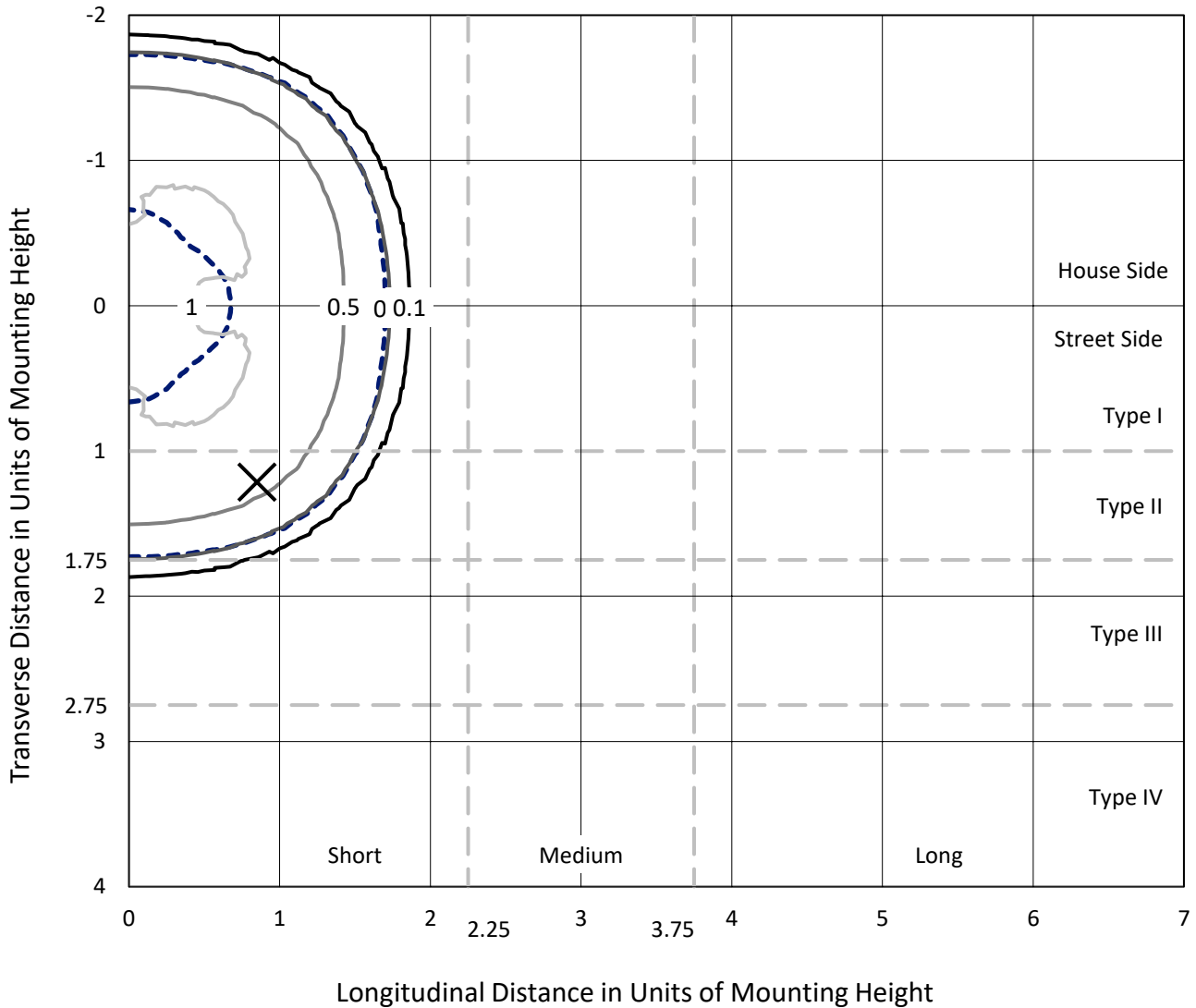
Input Watts (W): 65
Input Voltage (V): NR
Input Current (Ain): NR
Voltage Rise (V): NR
Power Factor: NR
Total Harmonic Distortion (THDi): NR
Frequency (hertz): 60
Stabilization Time: NR
Operation Time: NR
Ambient Temperature (°C): NR
Test Distance: 24 FT



REPORT NUMBER: P526817
 CATALOG NUMBER: GLAN-SA1D-740-U-5MQ-GRSBK

Iso-Footcandle Lines of Horizontal Illumination

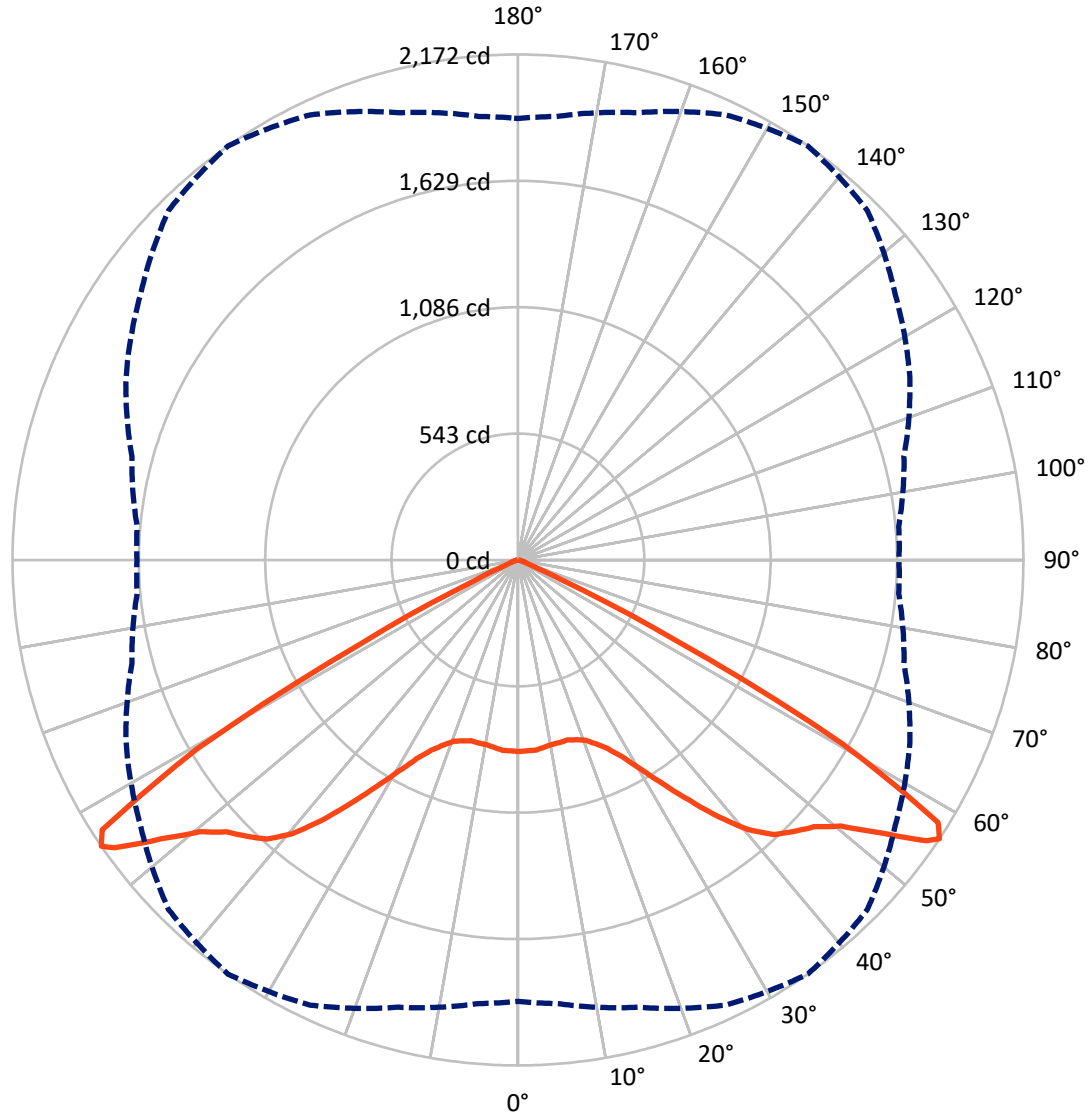
✕ Max cd
 - - - 1/2 Max cd



Based on 25 foot mounting height. Maximum calculated value = 1.3 fc
 Type V - Short - N/A

REPORT NUMBER: P526817
CATALOG NUMBER: GLAN-SA1D-740-U-5MQ-GRSBK

Luminous Intensity Polar Plot



— Vertical Plane Through 35-Deg Lateral - - - Horizontal Cone Through 56-Deg Vertical

REPORT NUMBER: P526817
 CATALOG NUMBER: GLAN-SA1D-740-U-5MQ-GRSBK

FLUX DISTRIBUTION:

		Downward	Upward	Total
House Side	Lumens	2349.0	0.0	2349.0
	% Fixture	50.0	0.0	50.0
Street Side	Lumens	2349.0	0.0	2349.0
	% Fixture	50.0	0.0	50.0
Total	Lumens	4698.0	0.0	4698.0
	% Fixture	100.0	0.0	100.0

Coefficient of Utilization

ZONAL LUMENS:

Zone	Lumens	% Fixture
0°-10°	77.4	1.6
10°-20°	225.9	4.8
20°-30°	409.0	8.7
30°-40°	758.5	16.1
40°-50°	1245.0	26.5
50°-60°	1603.9	34.1
60°-70°	353.5	7.5
70°-80°	20.5	0.4
80°-90°	4.3	0.1
90°-100°	0.0	0.0
100°-110°	0.0	0.0
110°-120°	0.0	0.0
120°-130°	0.0	0.0
130°-140°	0.0	0.0
140°-150°	0.0	0.0
150°-160°	0.0	0.0
160°-170°	0.0	0.0
170°-180°	0.0	0.0
0°-90°	4698.0	100.0
0°-180°	4698.0	100.0



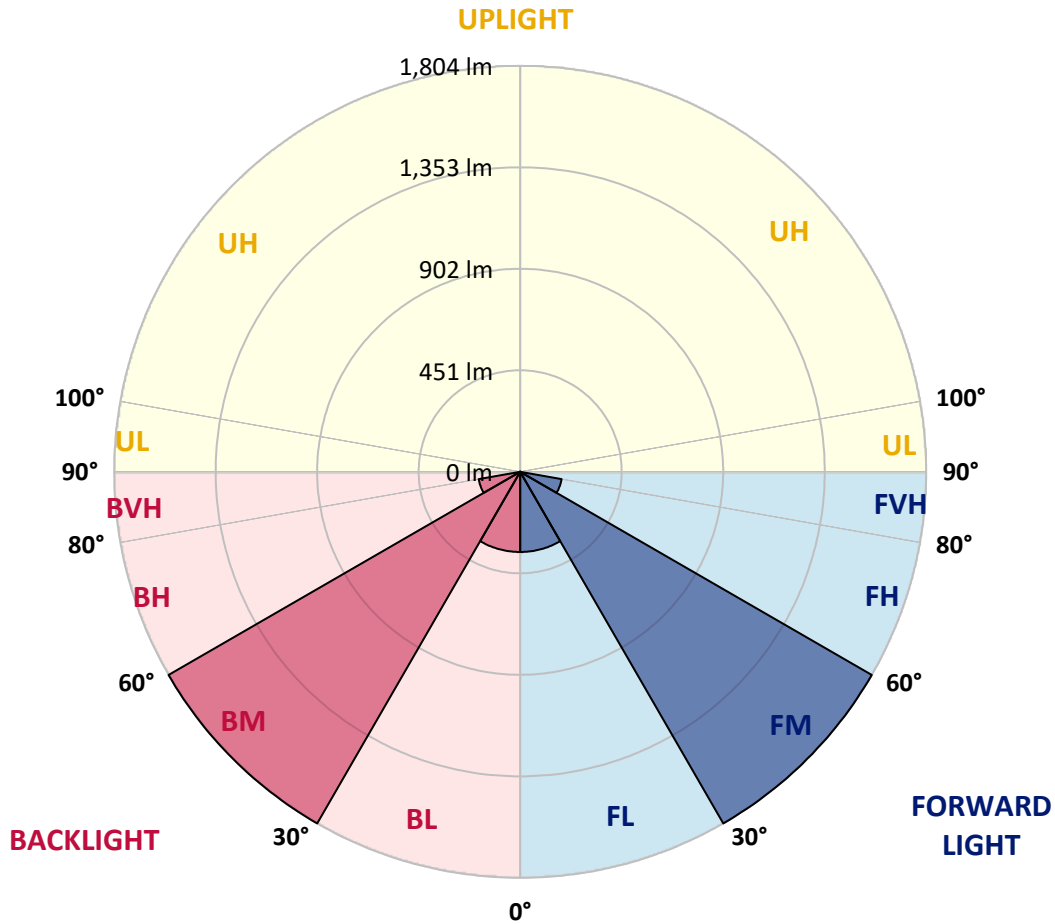
REPORT NUMBER: P526817
 CATALOG NUMBER: GLAN-SA1D-740-U-5MQ-GRSBK

LUMINAIRE CLASSIFICATION SYSTEM LUMEN TABLE AND BUG RATING:

Zone	Lumens	% Fixture	Zone Rating/Lumen Limit		
			B	U	G
FL (0°-30°)	356.1	7.6			
FM (30°-60°)	1803.7	38.4			
FH (60°-80°)	187.0	4.0			G0/660
FVH (80°-90°)	2.2	0.0			G0/10
BL (0°-30°)	356.1	7.6	B1/500		
BM (30°-60°)	1803.7	38.4	B2/2500		
BH (60°-80°)	187.0	4.0	B1/500		G0/660
BVH (80°-90°)	2.2	0.0			G0/10
UL (90°-100°)	0.0	0.0		U0/0	
UH (100°-180°)	0.0	0.0		U0/0	

BUG Rating: B2-U0-G0

Type V Short





REPORT NUMBER: P526817

CATALOG NUMBER: GLAN-SA1D-740-U-5MQ-GRSBK

CANDELA DISTRIBUTION (FULL):

	0°	5°	15°	25°	35°	45°	55°	65°	75°	85°	90°
0°	823.2	823.2	823.2	823.2	823.2	823.2	823.2	823.2	823.2	823.2	823.2
2.5°	824.9	824.9	825.7	826.6	820.6	818.1	818.9	817.2	816.4	818.9	818.9
5°	822.3	822.3	819.8	820.6	820.6	813.0	813.0	814.7	814.7	809.6	807.9
7.5°	815.5	813.8	810.4	814.7	812.1	812.1	806.2	801.9	800.2	803.6	800.2
10°	801.1	801.9	805.3	807.0	805.3	810.4	800.2	794.2	788.3	785.7	785.7
12.5°	794.2	799.4	794.2	798.5	804.5	800.2	794.2	790.0	781.5	778.1	778.1
15°	793.4	796.8	798.5	804.5	801.9	803.6	791.7	786.6	773.8	767.9	765.3
17.5°	792.5	796.8	799.4	810.4	812.1	813.0	803.6	788.3	777.2	771.3	765.3
20°	801.9	803.6	808.7	819.8	826.6	838.5	821.5	805.3	781.5	774.7	772.1
22.5°	813.8	822.3	827.4	839.4	857.2	867.5	845.3	824.9	800.2	791.7	781.5
25°	852.1	850.4	858.9	883.6	898.1	905.8	887.9	858.1	825.7	815.5	817.2
27.5°	899.8	901.5	909.2	936.4	957.7	969.6	948.3	909.2	877.7	860.6	858.9
30°	961.9	960.2	968.8	1005.4	1043.7	1061.5	1024.1	978.1	947.5	925.3	930.5
32.5°	1027.5	1028.3	1052.2	1085.4	1147.5	1182.4	1122.0	1065.8	1019.8	1004.5	996.9
35°	1124.5	1128.8	1147.5	1198.6	1267.6	1312.7	1246.3	1179.0	1126.2	1098.2	1101.6
37.5°	1244.6	1240.3	1271.8	1327.2	1399.5	1432.7	1376.5	1299.9	1246.3	1227.6	1239.5
40°	1372.3	1376.5	1392.7	1442.9	1523.8	1545.9	1462.5	1420.8	1374.0	1364.6	1379.1
42.5°	1500.0	1497.4	1509.3	1554.4	1613.2	1597.9	1548.5	1523.8	1490.6	1471.9	1491.4
45°	1593.6	1589.3	1611.5	1642.1	1663.4	1634.5	1612.3	1603.8	1586.8	1566.4	1584.2
47.5°	1684.7	1681.3	1702.6	1711.1	1712.8	1674.5	1678.7	1694.1	1651.5	1608.9	1629.4
50°	1762.2	1756.2	1782.6	1801.3	1797.1	1735.8	1751.1	1735.8	1669.4	1619.1	1611.5
52.5°	1891.6	1894.1	1922.2	1956.2	1946.0	1895.0	1872.8	1803.0	1717.9	1672.8	1646.4
55°	1973.3	1960.5	2009.0	2117.1	2129.1	2076.3	1978.4	1875.4	1747.7	1692.4	1685.5
56°	1896.7	1912.8	1989.4	2110.3	2171.6	2123.1	1980.9	1857.5	1717.0	1642.1	1637.0
57.5°	1701.7	1693.2	1797.1	1962.2	2129.1	2108.6	1911.1	1729.8	1566.4	1482.1	1471.9
60°	1059.0	1083.7	1174.8	1379.1	1602.1	1612.3	1416.5	1260.8	1070.1	995.1	1013.0
62.5°	414.6	393.3	450.3	602.7	755.9	790.0	715.9	595.0	488.6	414.6	409.5
65°	96.2	93.6	105.6	145.6	203.5	235.8	223.9	160.9	118.3	112.4	103.9
67.5°	54.5	54.5	51.9	51.9	57.0	60.4	57.9	57.0	59.6	62.1	61.3
70°	38.3	37.5	35.8	36.6	34.9	34.9	37.5	41.7	45.1	45.1	46.0
72.5°	23.0	23.0	23.0	25.5	25.5	25.5	28.1	31.5	32.3	31.5	30.6
75°	10.2	10.2	11.9	14.5	16.2	17.0	19.6	21.3	23.0	21.3	19.6
77.5°	2.6	2.6	4.3	6.0	7.7	9.4	12.8	15.3	16.2	15.3	12.8
80°	0.9	0.9	1.7	4.3	7.7	9.4	12.8	13.6	14.5	12.8	10.2
82.5°	0.9	0.9	1.7	4.3	6.0	7.7	10.2	11.9	12.8	11.1	10.2
85°	0.0	0.9	1.7	3.4	5.1	6.8	6.8	5.1	4.3	2.6	3.4
87.5°	0.0	0.0	0.9	0.9	0.0	0.0	0.0	0.0	0.0	0.0	0.0
90°	0.0	0.0	0.0	0.0	0.0	0.0	0.0	0.0	0.0	0.0	0.0

(END OF REPORT)